

Payment Timelines

(April 1, 2022 to December 31, 2022)

January 11, 2023

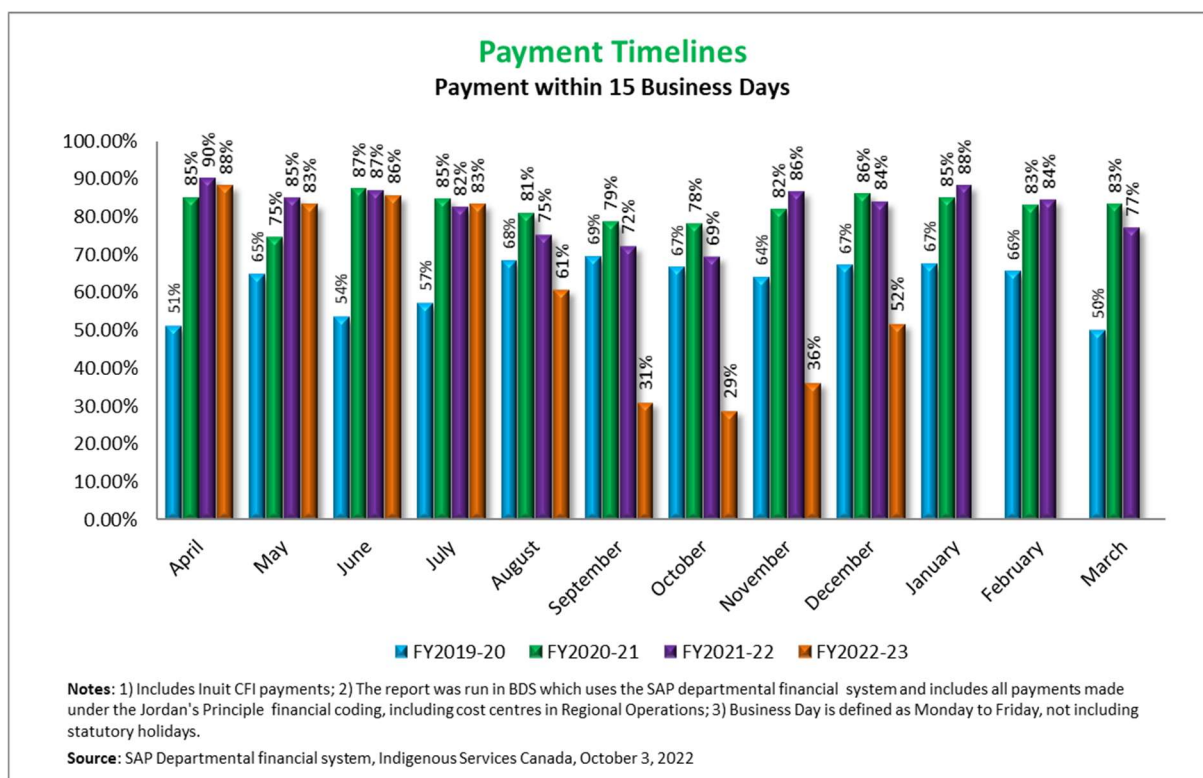


Payment Timelines FY2022-23 Q3

ISC continues to make progress on the timelines to process payments made to individual recipients and vendors of Jordan’s Principle. ISC is working to process invoices within 15 business days of receiving all required documentation.

- From April to December 2019, ISC processed 62.46% of all invoices within 15 business days;
- From April to December 2020, ISC processed 81.9% of all invoices within 15 business days;
- From April to December 2021, ISC processed 81.4% of all invoices within 15 business days; and
- From April to December 2022, ISC processed 54.9% of all invoices withing 15 business days.

ISC has also processed more invoices in the first three quarters of this fiscal year (44,080) as compared to the same period last year (27,899).

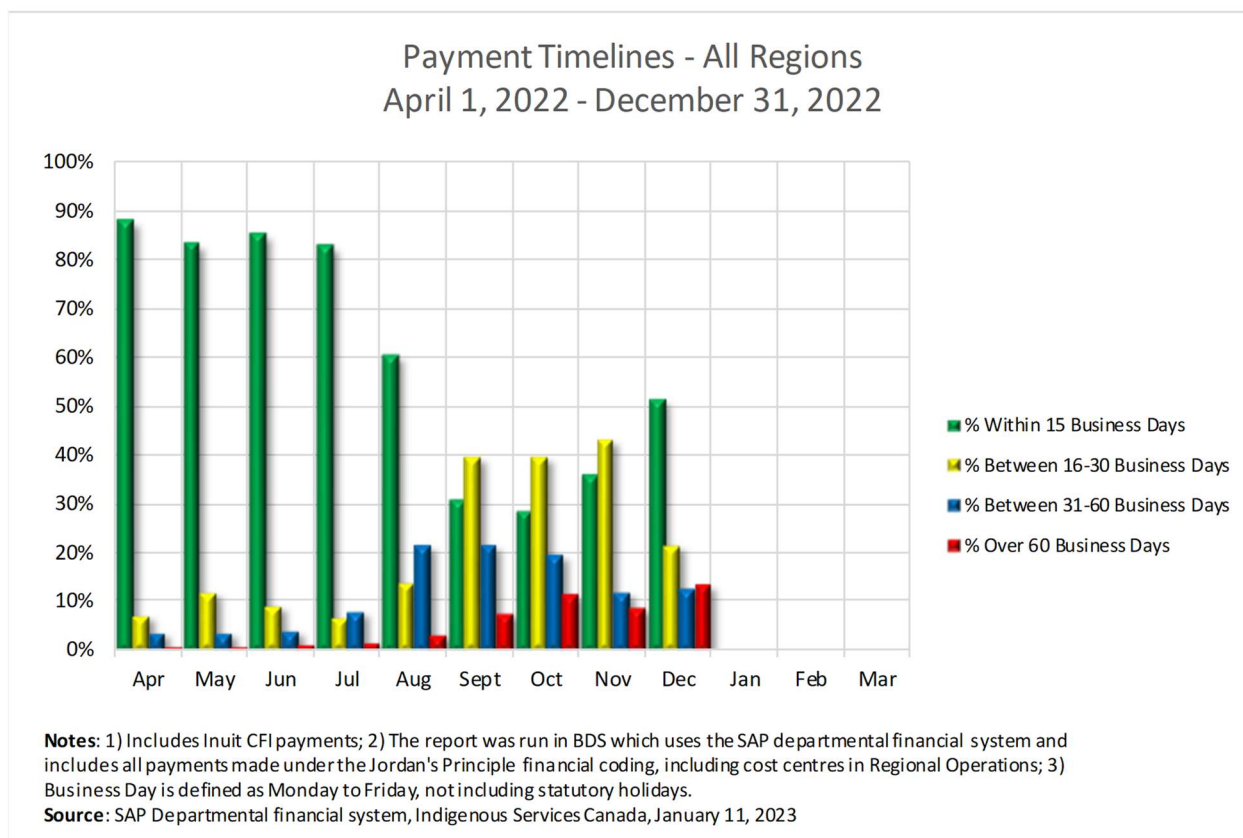


ISC recognizes that payment delays can cause hardship and stress to Jordan’s Principle recipients and vendors; therefore ISC continues to identify and make improvements to the payment process. This element has been added to the continuous quality improvement plan.

It should be noted that in August, 2022, a system error was identified in the date used to calculate payment times. It is not possible at this time to correct timelines prior to the correction of the error.

Payment Timelines by region

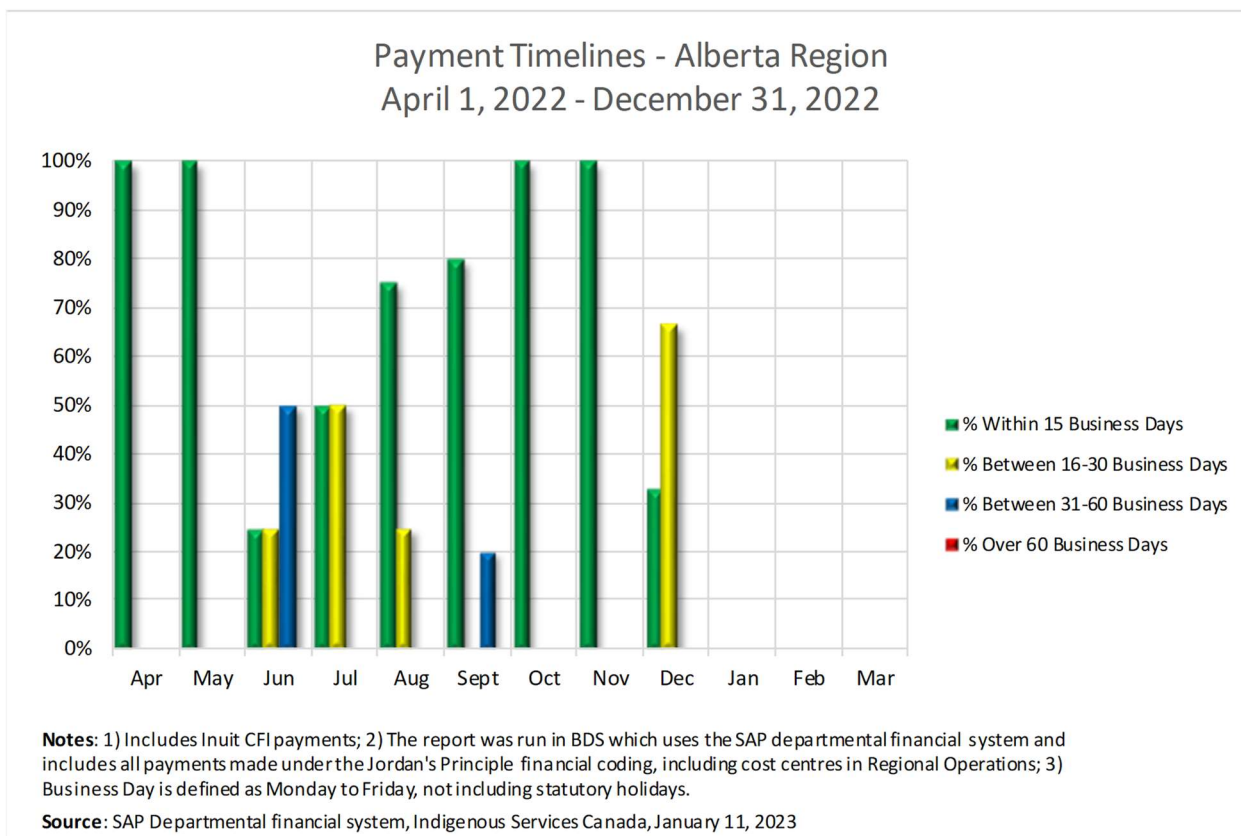
Figure 1: Payment Timelines: All Regions (April 1, 2022 to December 31, 2022)



	# of Payments	Percentage of payments
Payments within 15 business days	24,208	54.9%
Payments over 15 business days	19,872	45.1%
Total	44,080	100.0%

From April, 2022 to December, 2022, Jordan's Principle and Inuit CFI processed 54.9% of all invoices within 15 business days. Jordan's Principle and Inuit CFI have processed more invoices (44,080) in the fiscal year as compared to the same period last year (27,899).

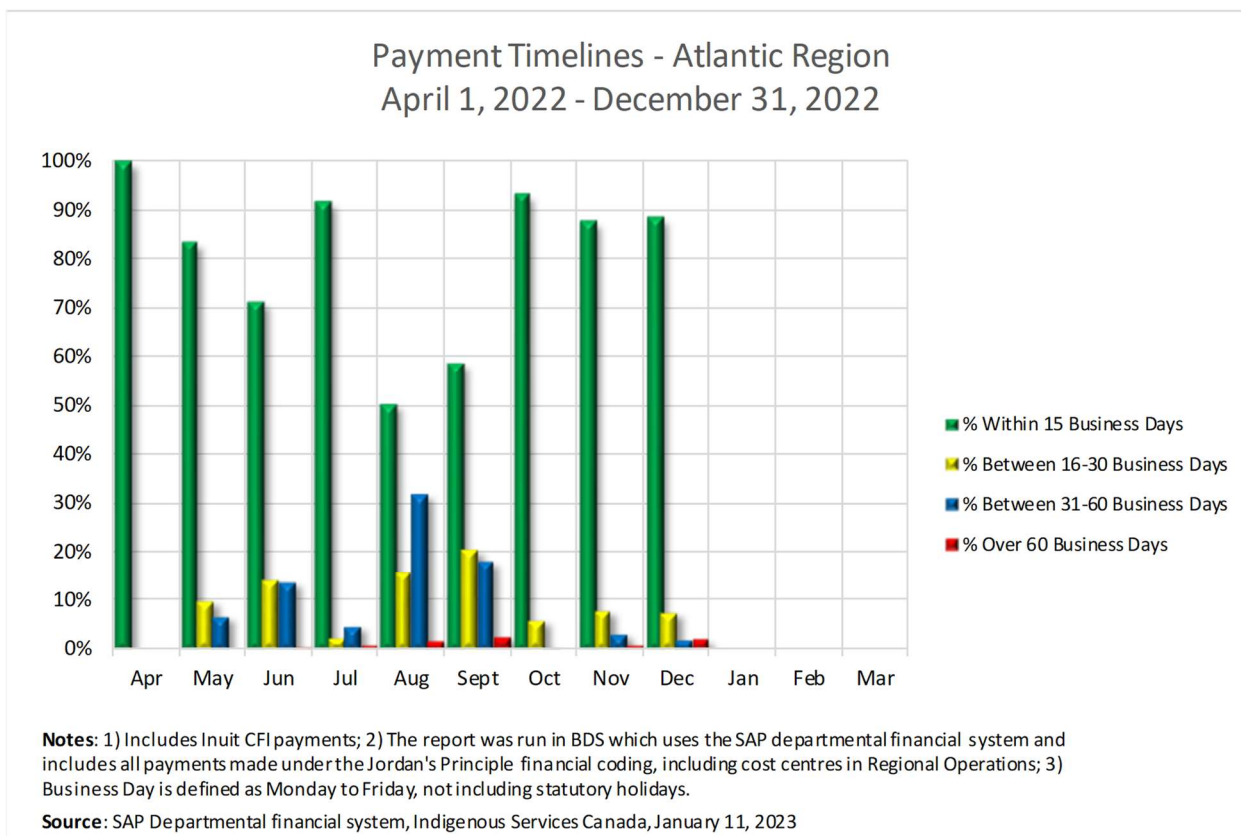
Figure 2: Payment Timelines: Alberta (April 1, 2022 to December 31, 2022)



	# of Payments	Percentage of payments
Payments within 15 business days	21	72.4%
Payments over 15 business days	8	27.6%
Total	29	100.0%

From April, 2022 to December, 2022, Alberta processed 72.4% of all invoices within 15 business days. Alberta have processed less invoices (29) in the fiscal year as compared to the same period last year (85).

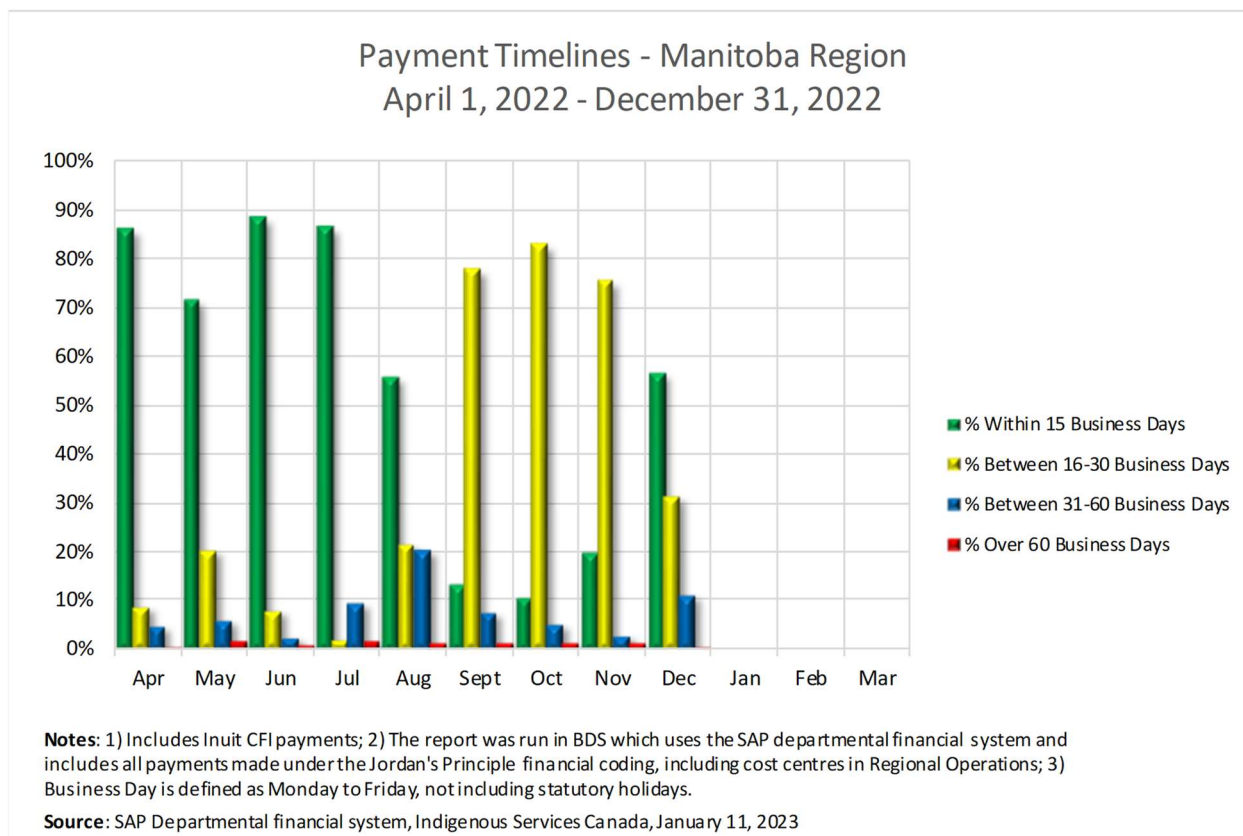
Figure 3: Payment Timelines: Atlantic (April 1, 2022 to December 31, 2022)



	# of Payments	Percentage of payments
Payments within 15 business days	1,327	76.7%
Payments over 15 business days	402	23.3%
Total	1,729	100.0%

From April, 2022 to December, 2022, Atlantic processed 76.7% of all invoices within 15 business days. Atlantic have processed more invoices (1,729) in the fiscal year as compared to the same period last year (1,245).

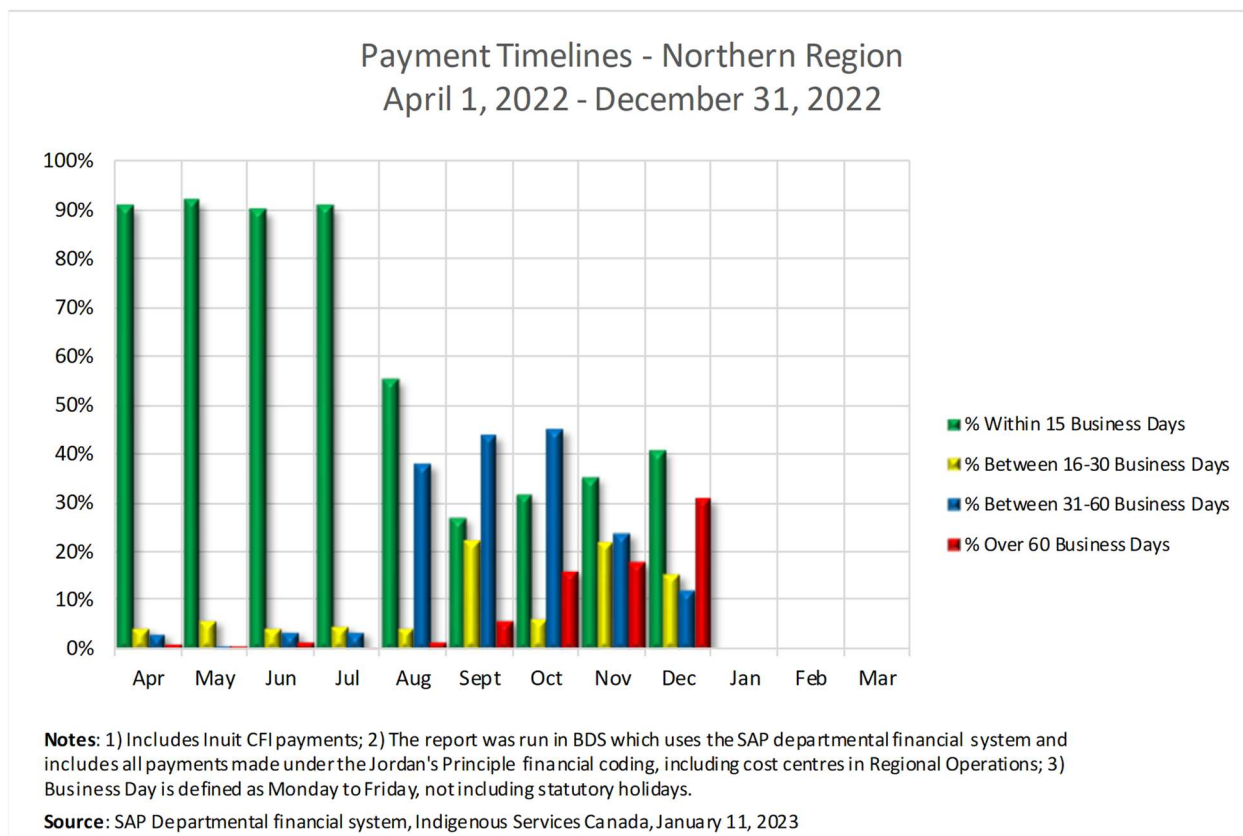
Figure 4: Payment Timelines: Manitoba (April 1, 2022 to December 31, 2022)



	# of Payments	Percentage of payments
Payments within 15 business days	7,276	46.1%
Payments over 15 business days	8,494	53.9%
Total	15,770	100.0%

From April, 2022 to December, 2022, Manitoba processed 46.1% of all invoices within 15 business days. Manitoba have processed more invoices (15,770) in the fiscal year as compared to the same period last year (9,095).

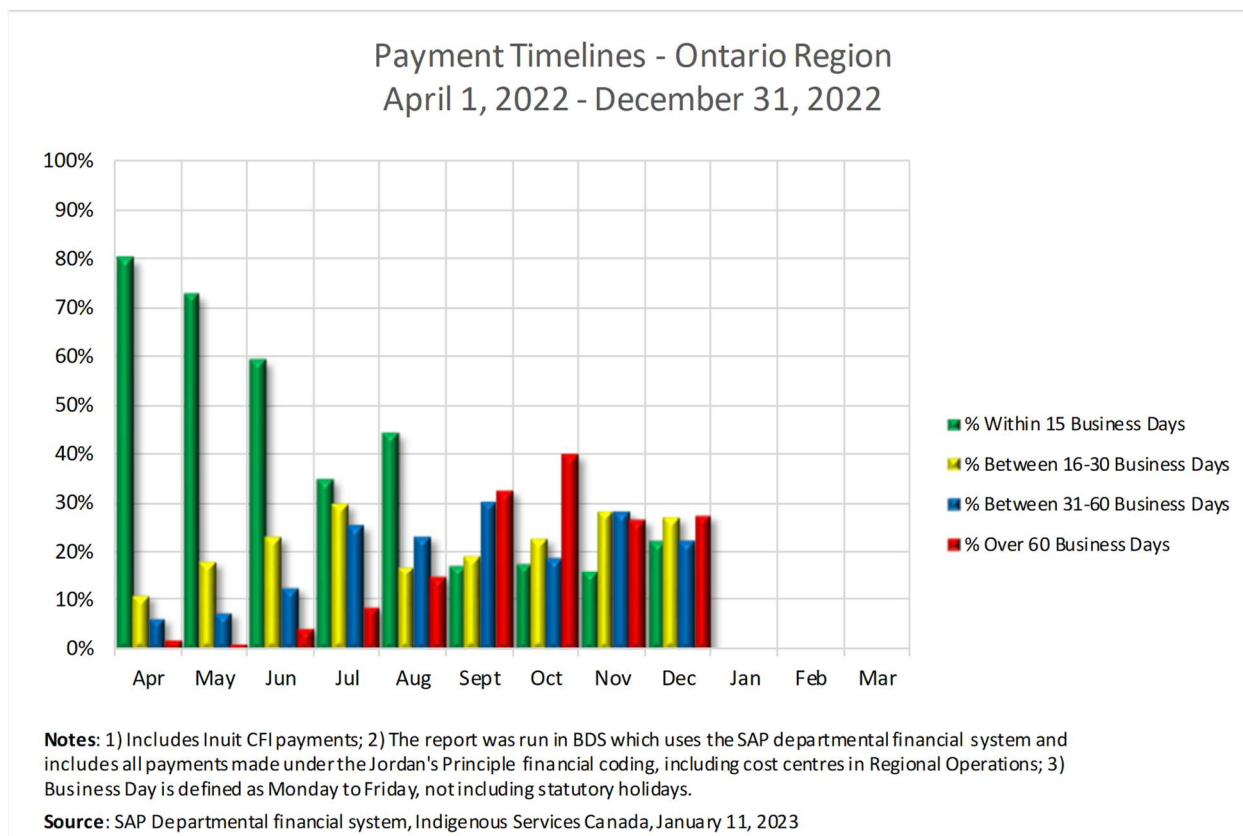
Figure 5: Payment Timelines: Northern (April 1, 2022 to December 31, 2022)



	# of Payments	Percentage of payments
Payments within 15 business days	4,161	53.2%
Payments over 15 business days	3,656	46.8%
Total	7,817	100.0%

From April, 2022 to December, 2022, Northern processed 53.2% of all invoices within 15 business days. Northern have processed more invoices (7,817) in the fiscal year as compared to the same period last year (3,059).

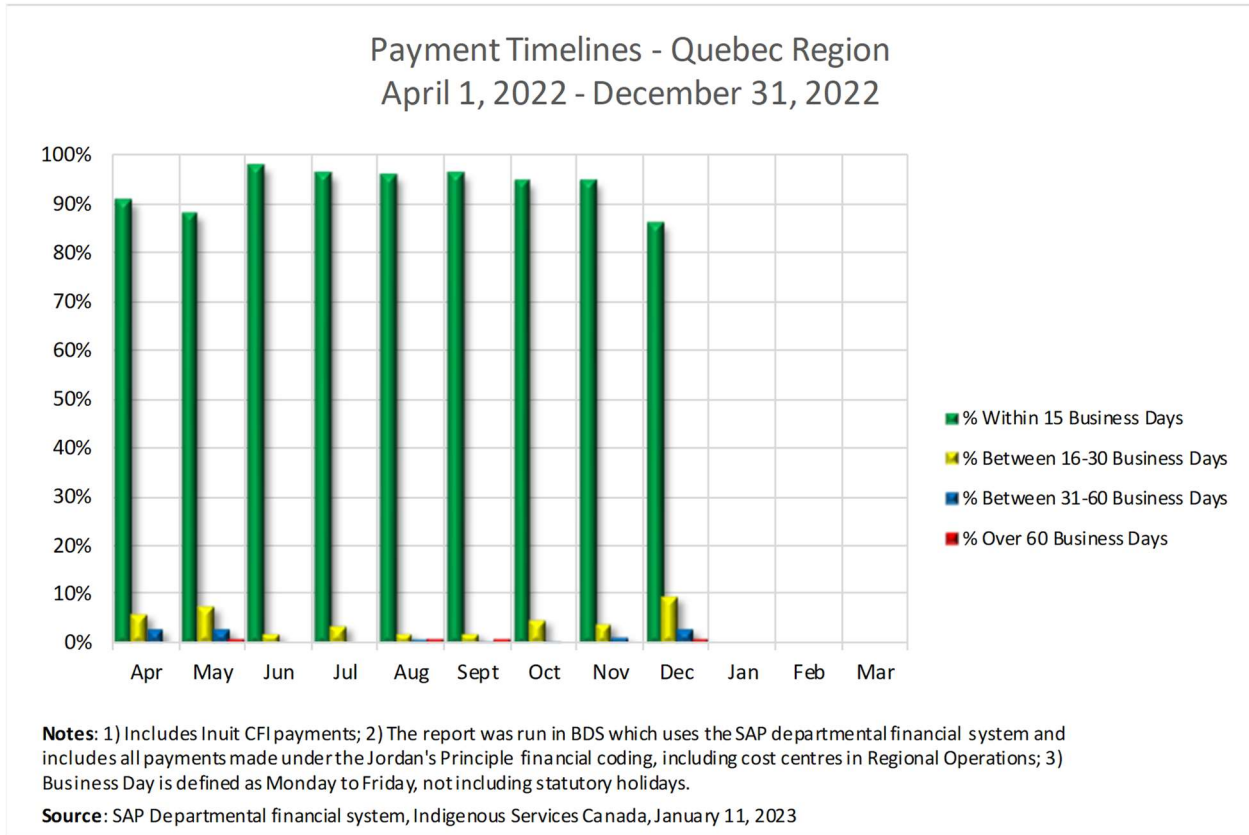
Figure 6: Payment Timelines: Ontario (April 1, 2022 to December 31, 2022)



	# of Payments	Percentage of payments
Payments within 15 business days	2,221	32.8%
Payments over 15 business days	4,553	67.2%
Total	6,774	100.0%

From April, 2022 to December, 2022, Ontario processed 32.8% of all invoices within 15 business days. Ontario have processed more invoices (6,774) in the fiscal year as compared to the same period last year (6,415).

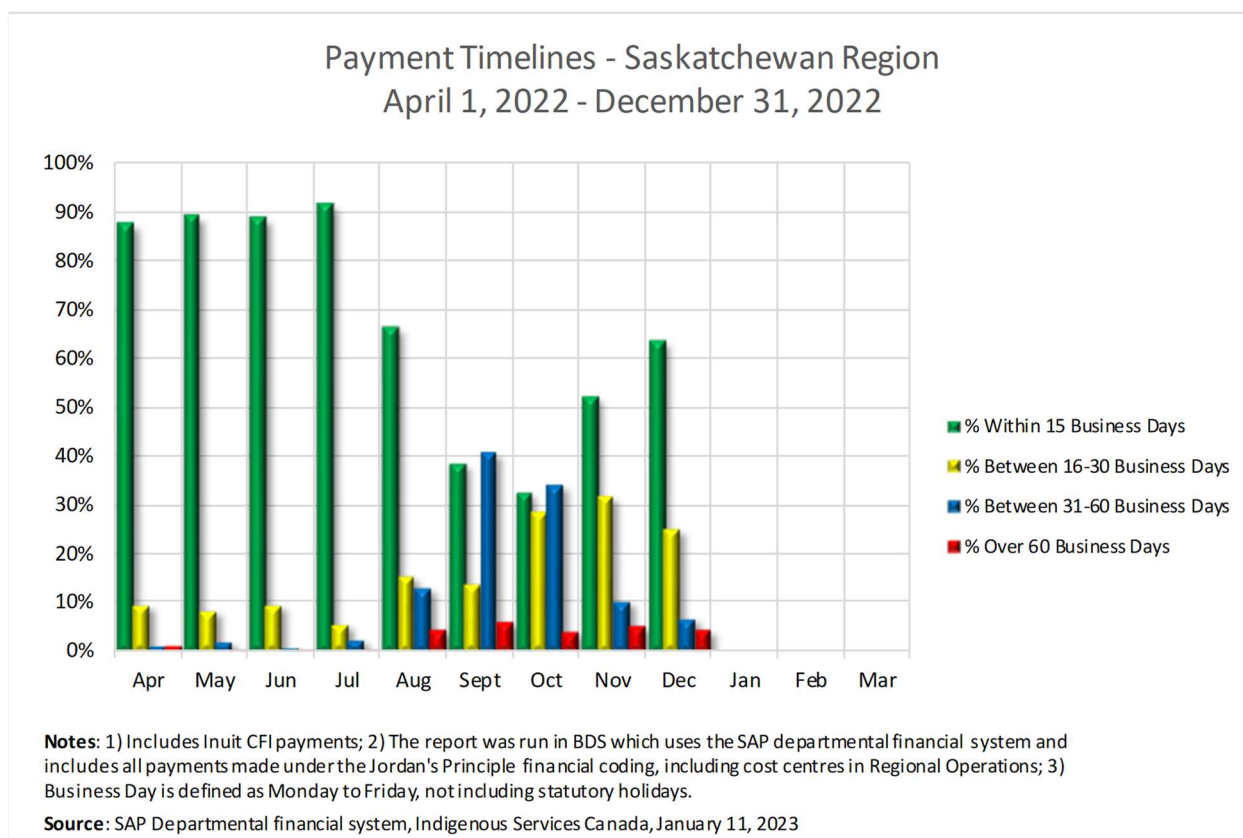
Figure 7: Payment Timelines: Quebec (April 1, 2022 to December 31, 2022)



	# of Payments	Percentage of payments
Payments within 15 business days	1,666	93.6%
Payments over 15 business days	113	6.4%
Total	1,779	100.0%

From April, 2022 to December, 2022, Quebec processed 93.6% of all invoices within 15 business days. Quebec have processed more invoices (1,779) in the fiscal year as compared to the same period last year (1,257).

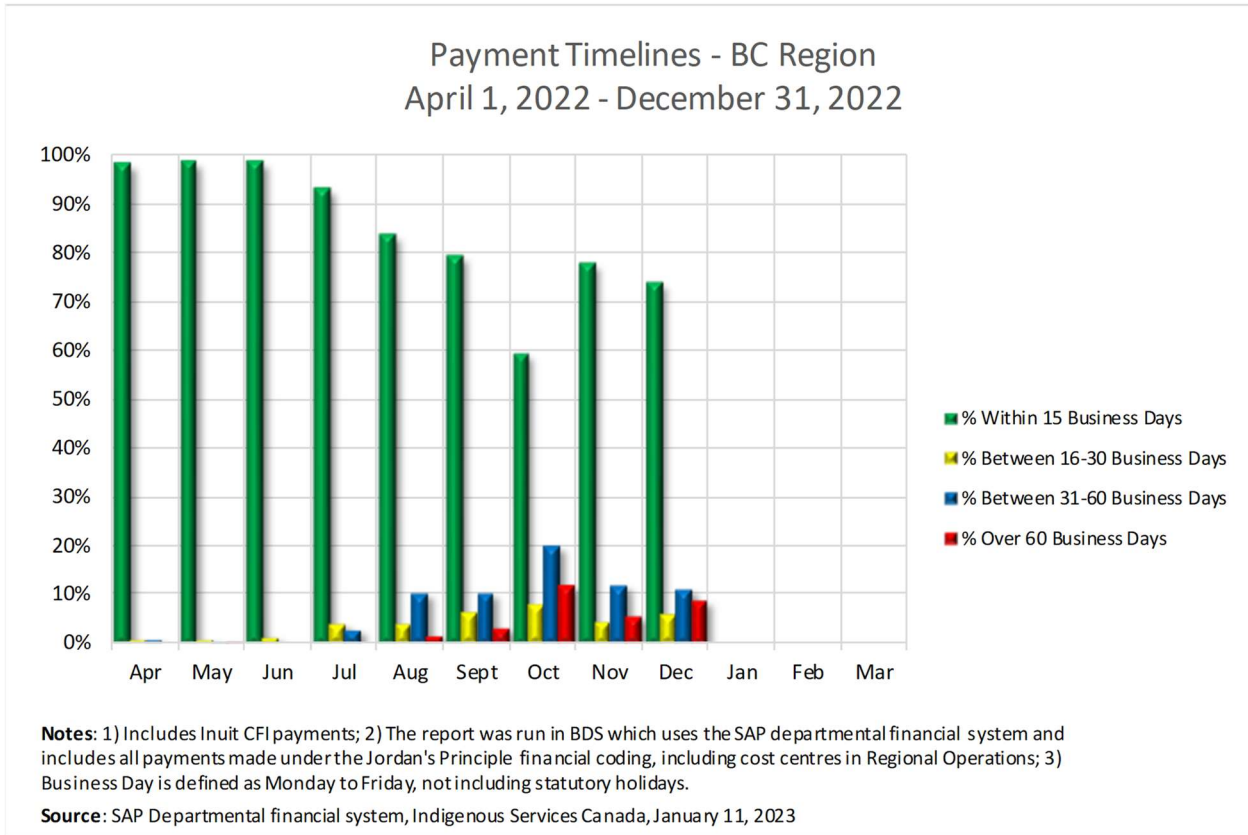
Figure 8: Payment Timelines: Saskatchewan (April 1, 2022 to December 31, 2022)



	# of Payments	Percentage of payments
Payments within 15 business days	3,102	64.2%
Payments over 15 business days	1,733	35.8%
Total	4,835	100.0%

From April, 2022 to December, 2022, Saskatchewan processed 64.2% of all invoices within 15 business days. Saskatchewan have processed more invoices (4,835) in the fiscal year as compared to the same period last year (3,712).

Figure 9: Payment Timelines: BC Region (April 1, 2022 to December 31, 2022)



	# of Payments	Percentage of payments
Payments within 15 business days	4,434	82.9%
Payments over 15 business days	913	17.1%
Total	5,347	100.0%

From April, 2022 to December, 2022, BC processed 82.9% of all invoices within 15 business days. BC have processed more invoices (5,347) in the fiscal year as compared to the same period last year (3,015).